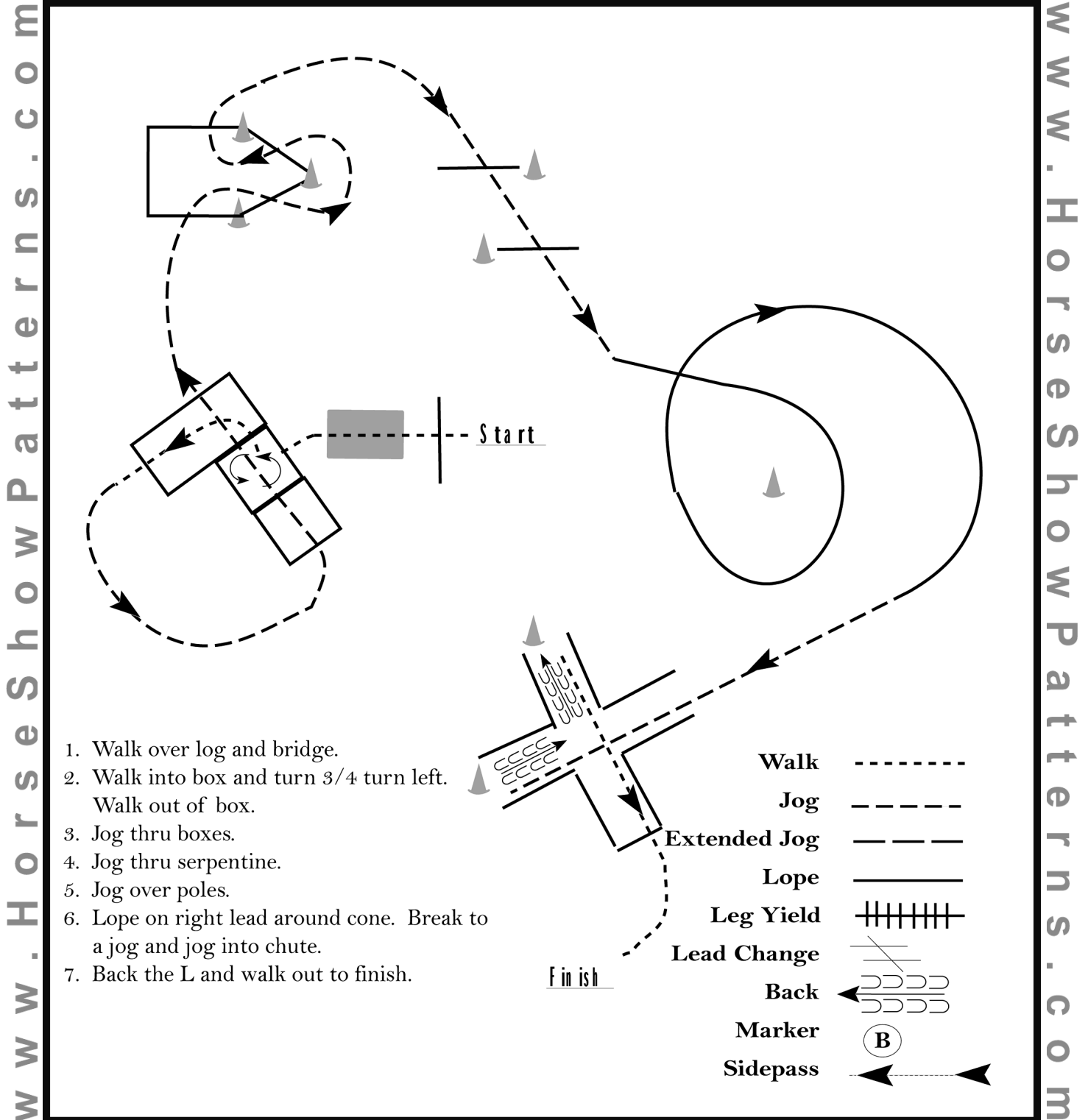


2013 MIHA Senior meets

Trail #2

Show Date: August through September



[T/1-23]

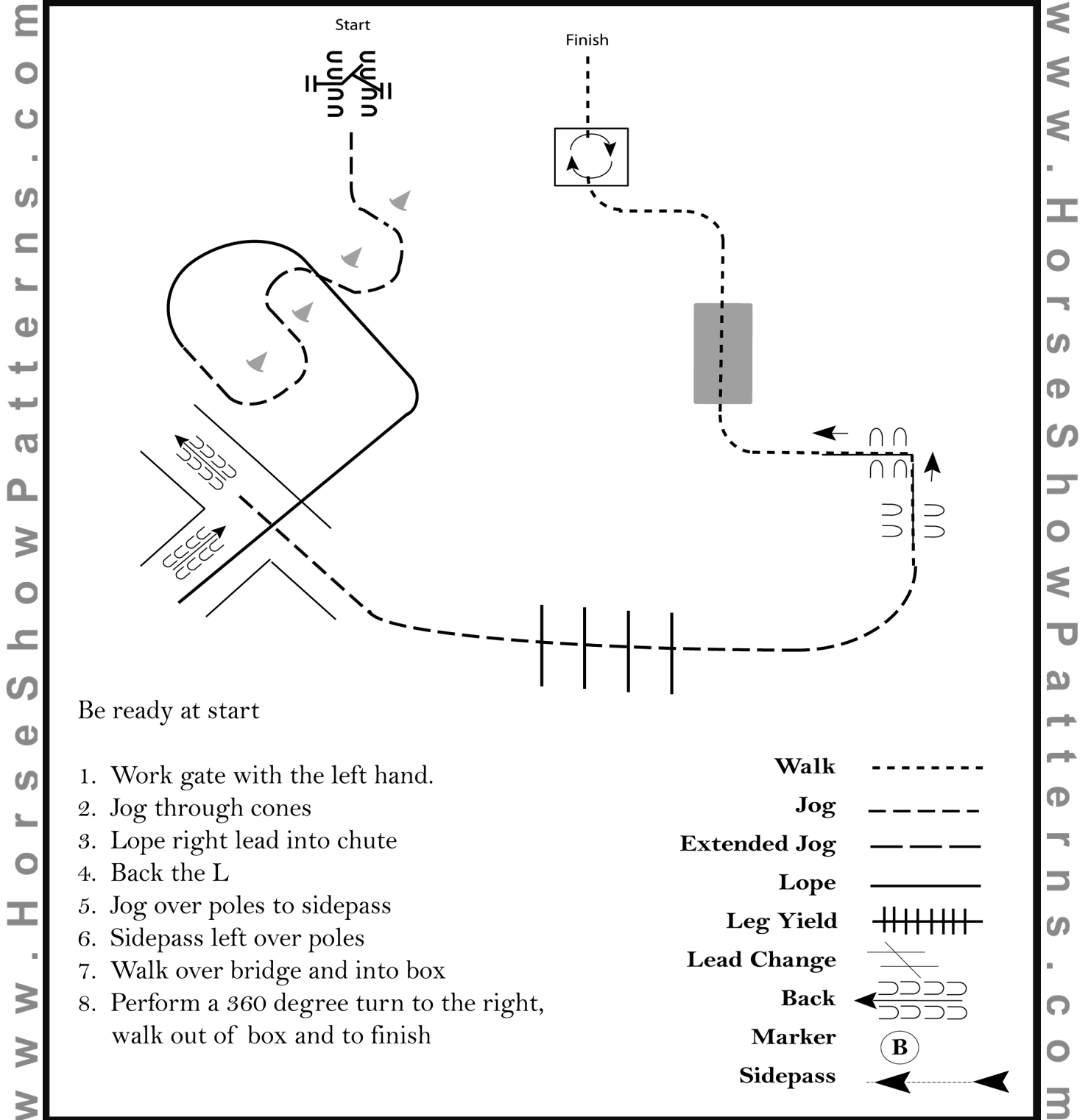
Pattern Provided by:

MIHA

2013 MIHA Senior meets

Trail #1

Show Date: August through September



[T/1-2]

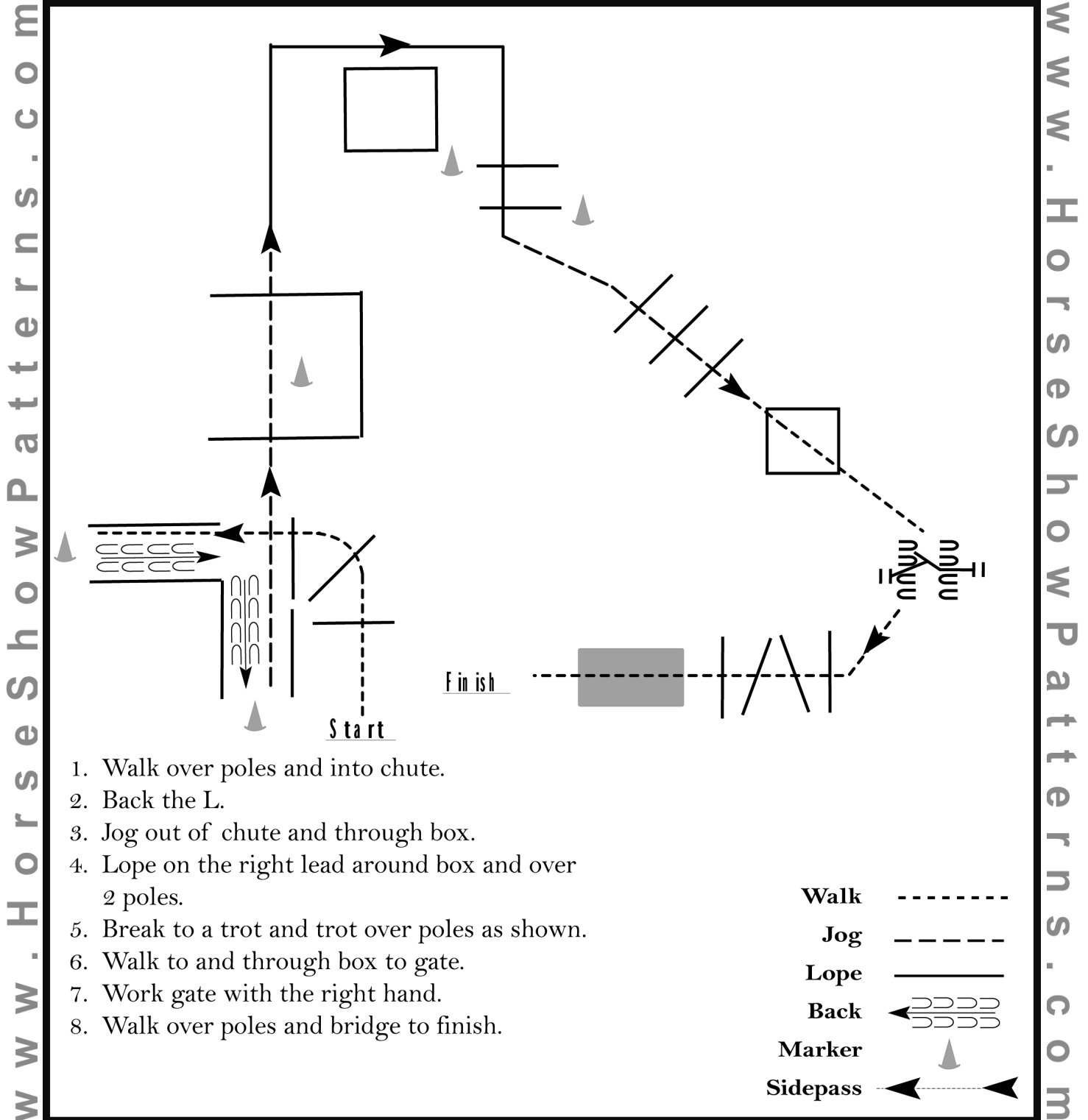
Pattern Provided by:

MIHA

2013 MIHA Senior meets

Trail #3

Show Date: August through September



[T/1-46]

Pattern Provided by:

MIHA

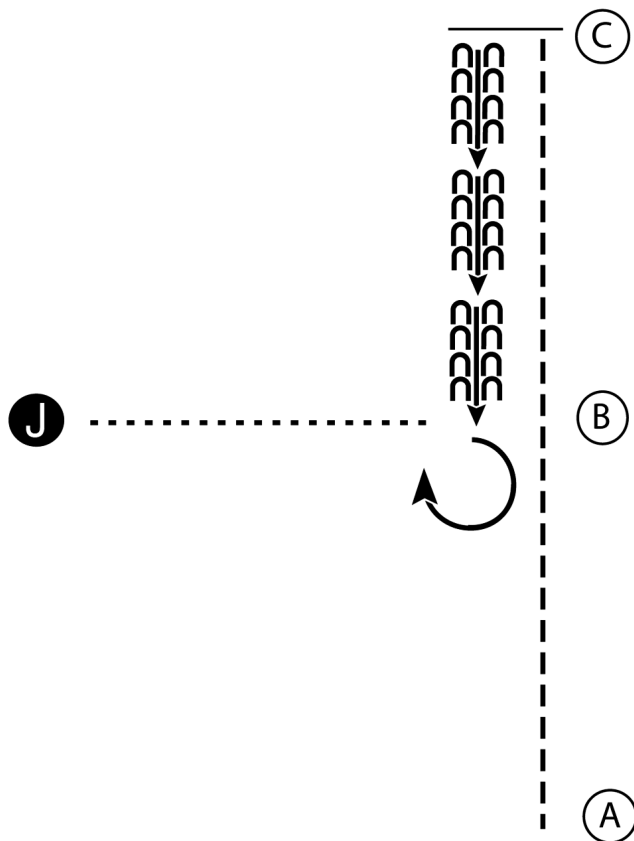
2013 MIHA Senior meets

Western Showmanship #1

Show Date: August through September

www.HorseShowPatterns.com

www.HorseShowPatterns.com



1. Trot from A to C.
2. Stop at C.
3. Back to B.
4. Perform a 270 degree turn.
5. Walk to the judge and set up for inspection.
6. When dismissed walk to line-up.

Walk
Trot - - - - -
Back ←
Marker (B)
Judge (J)

[S/1-3]

Pattern Provided by:

MIHA

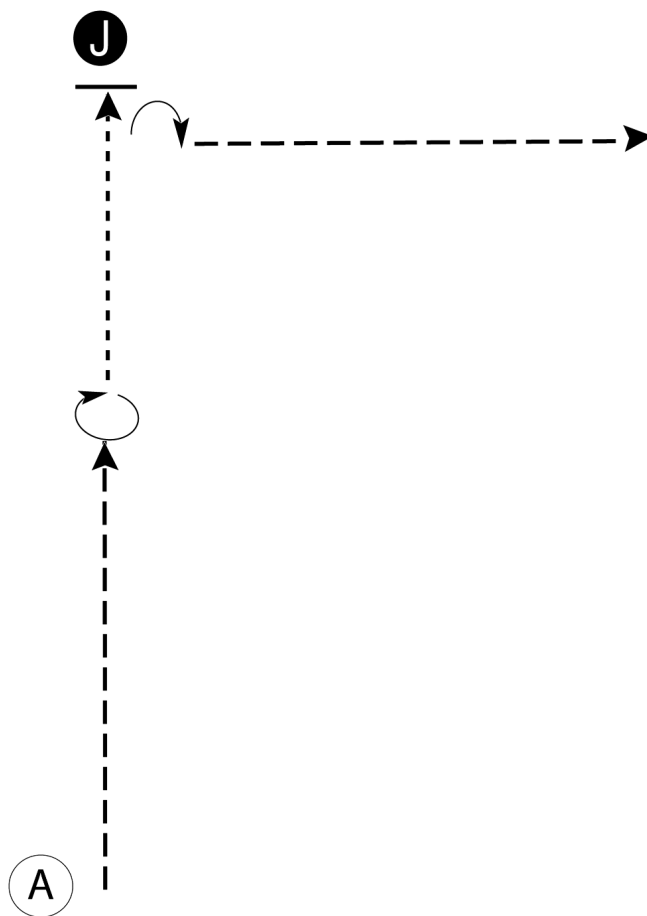
2013 MIHA Senior meets

Western Showmanship #2


Show Date: August through September

www.HorseShowPatterns.com

www.HorseShowPatterns.com



1. Be ready at A.
2. Trot half way to the Judge.
3. Perform a 360 degree turn.
4. Walk to the Judge, stop and set up for inspection.
5. When dismissed perform a 90 degree turn and trot to the line up or follow the instructions of your ring steward.

Walk -----
Trot - - - - -
Back ← 
Marker (B)
Judge (J)

[S/1-17]

Pattern Provided by:

MIHA

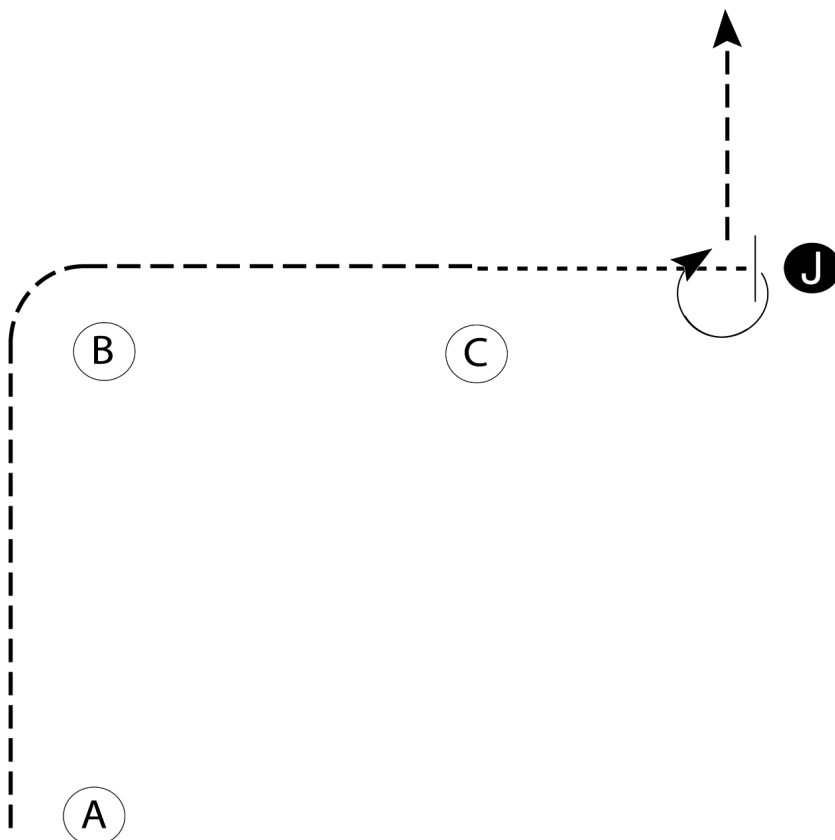
2013 MIHA Senior meets

Western Showmanship #3

Show Date: August through September

www.HorseShowPatterns.com

www.HorseShowPatterns.com



Be ready at A.

1. Jog from A around B and to C.
2. Walk from C to Judge and set up for inspection
3. When dismissed perform a 270 degree turn and trot to lineup.

Follow the instructions of your ring steward.

Walk	-----
Trot	- - - - -
Back	←
Marker	ⓑ
Judge	ⓐ

[S/1-26]

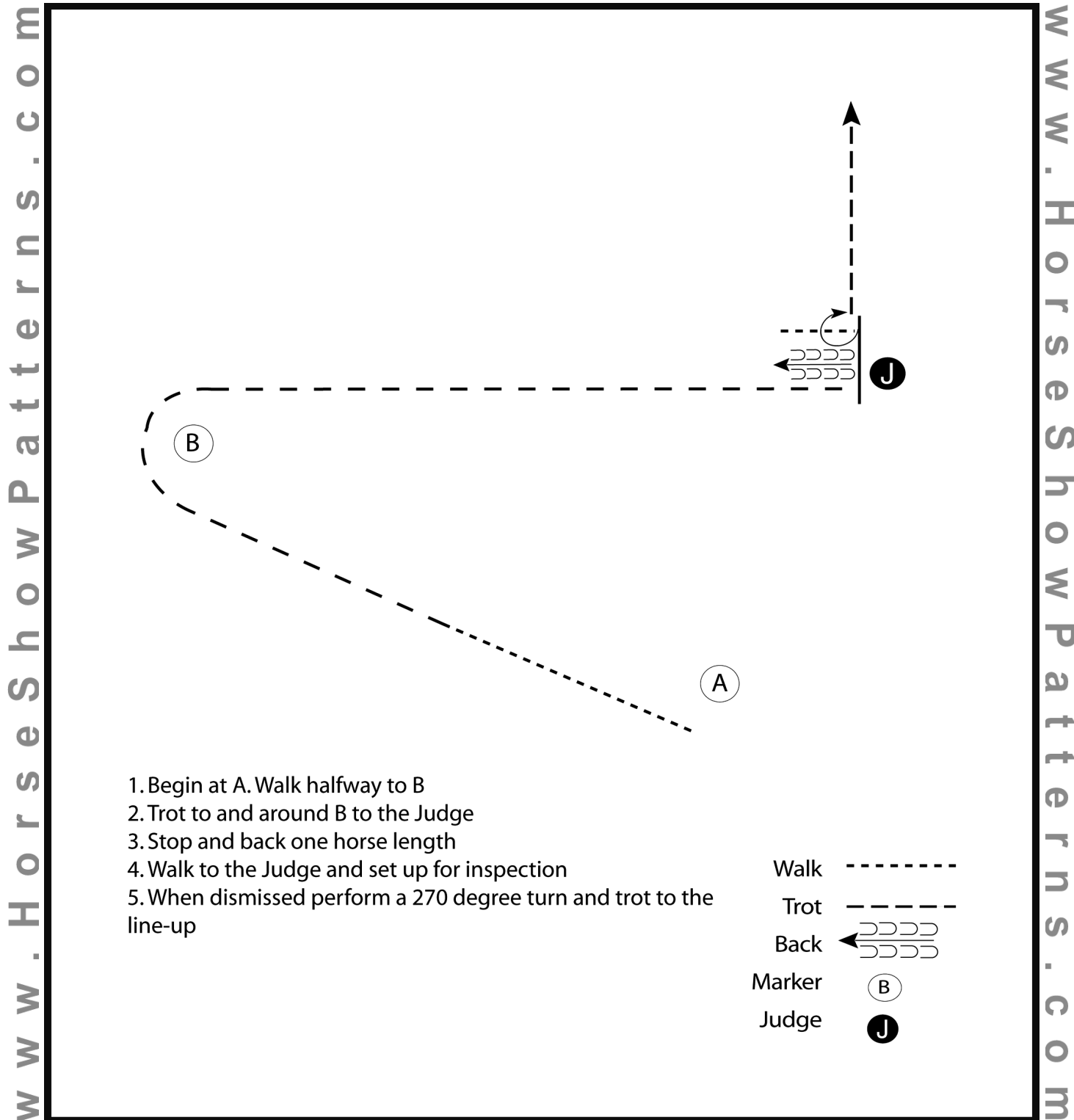
Pattern Provided by:

MIHA

2013 MIHA Senior meets

Hunt Seat Showmanship #1

Show Date: August through September



[S/1-15]

Pattern Provided by:

MIHA

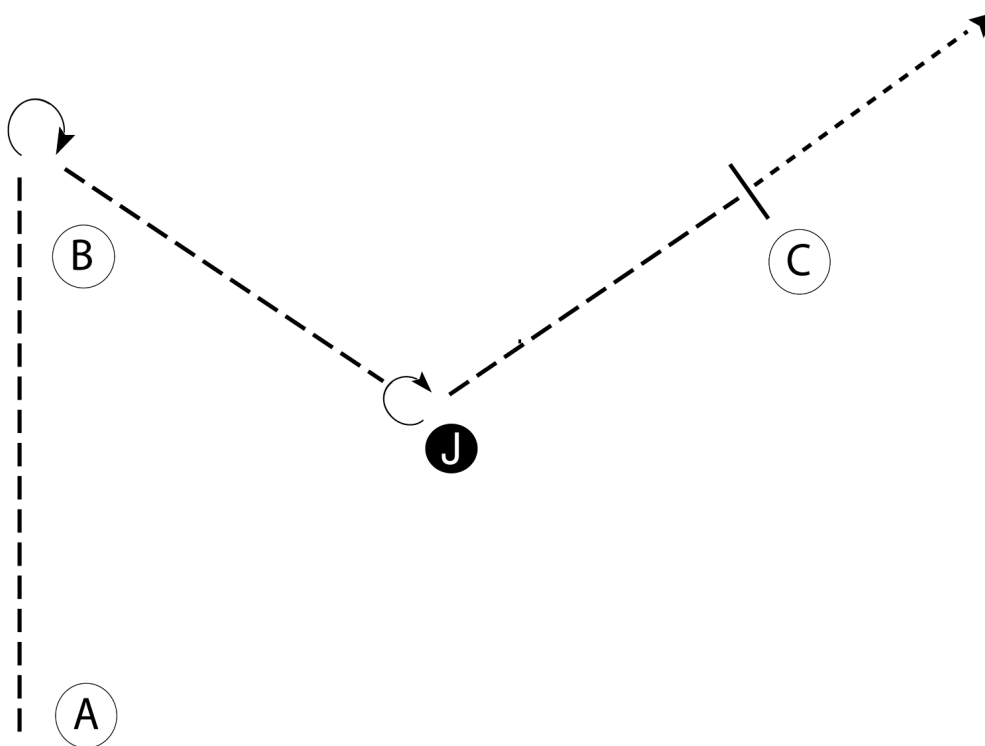
2013 MIHA Senior meets

Hunt Seat Showmanship #2

Show Date: August through September

www.HorseShowPatterns.com

www.HorseShowPatterns.com



Be ready at A.

1. Trot to and past B.
2. Stop past B, turn 135 degrees and trot to judge.
3. Stop and set up for inspection.
4. When dismissed, do a 3/4 turn and trot to C.
5. Stop at C. When dismissed, walk straight away from C to exit.

Walk	-----
Trot	- - - - -
Back	←
Marker	(B)
Judge	(J)

[S/1-24]

Pattern Provided by:

MIHA

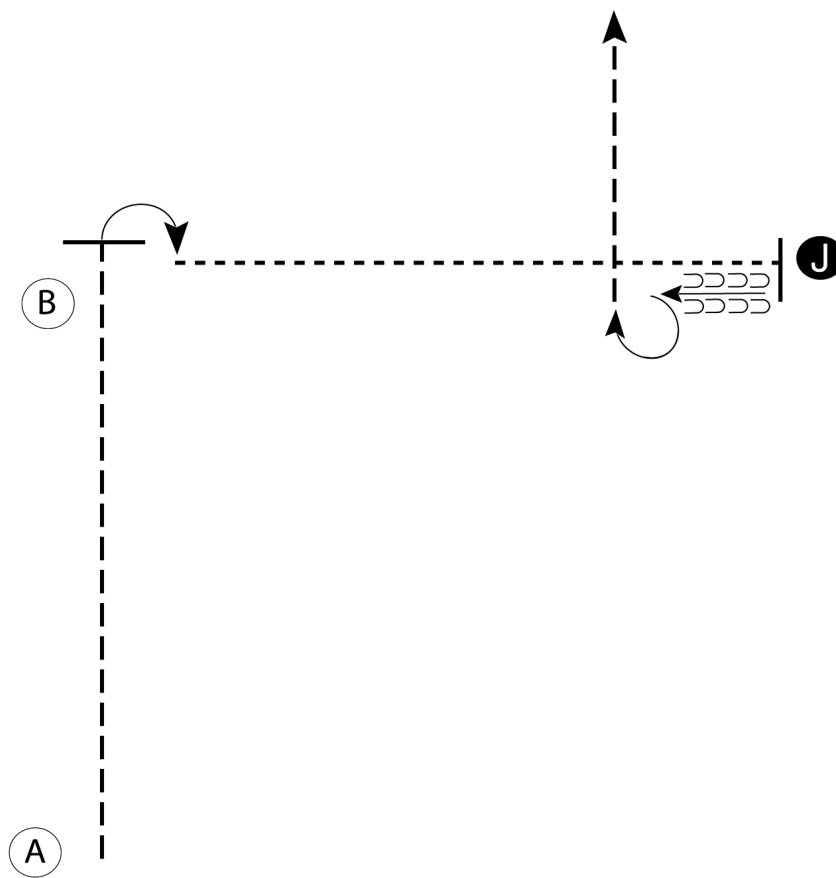
2013 MIHA Senior meets

Hunt Seat Showmanship #3

Show Date: August through September

www.HorseShowPatterns.com

www.HorseShowPatterns.com



1. Begin at A. Trot from A past B
2. Stop and perform a 90 degree turn
3. Walk to the Judge, stop and set up for inspection
4. When dismissed back one horse length and perform a 270 degree turn
5. Trot to the line-up

Walk -----
Trot - - - - -
Back ← ≡ ≡ ≡
Marker (B)
Judge (J)

[S/1-14]

Pattern Provided by:

MIHA

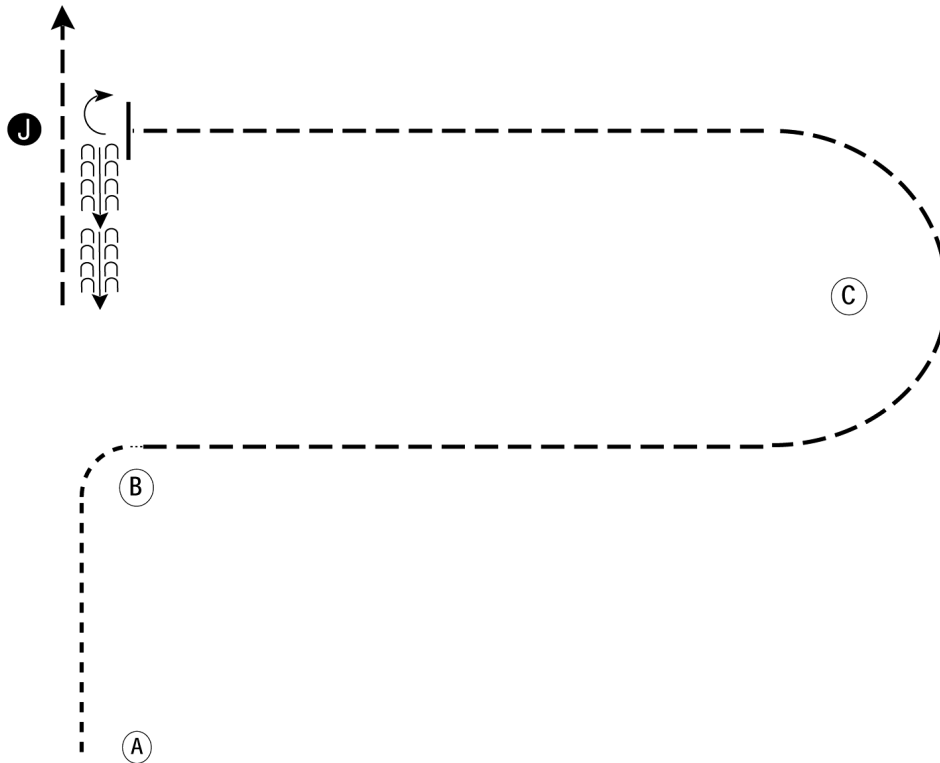
2013 MIHA Senior meets

Saddle Seat Showmanship #1

Show Date: August through September

www.HorseShowPatterns.com

www.HorseShowPatterns.com



Be ready at A.

1. Walk to and around B.
2. Trot from B around C to the Judge.
3. Stop and set up for inspection.
4. When dismissed perform a 90 degree turn and back until even with C.
5. Trot to the line-up.

Follow the instructions of your ring steward.

Walk	-----
Trot	- - - - -
Back	← ↖ ↗
Marker	(B)
Judge	(J)

[S/1-28]

Pattern Provided by:

MIHA

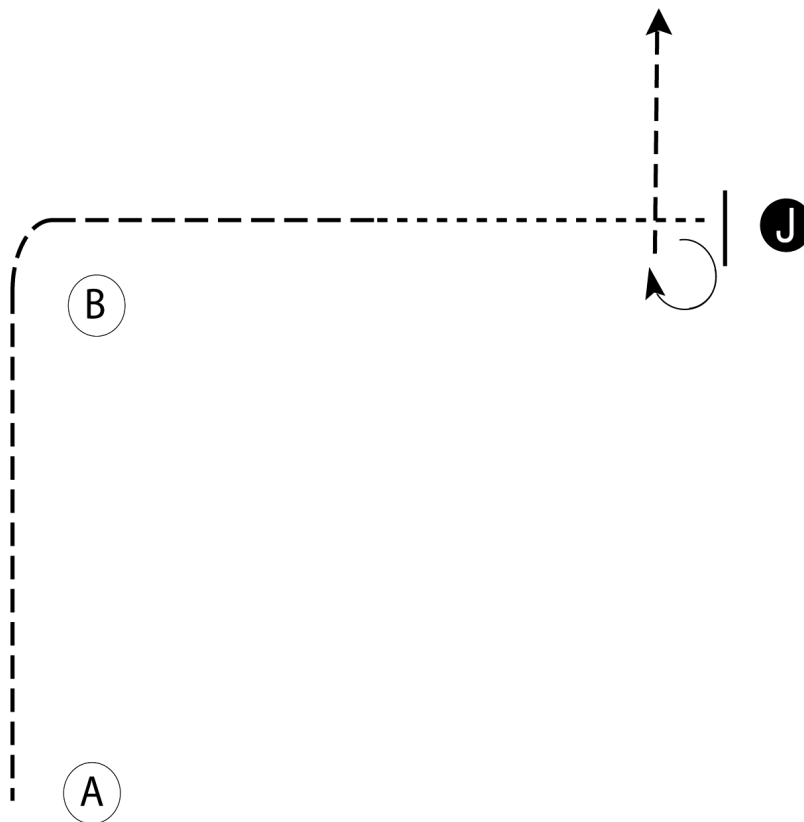
2013 MIHA Senior meets

Saddle Seat Showmanship #2

Show Date: August through September

www.HorseShowPatterns.com

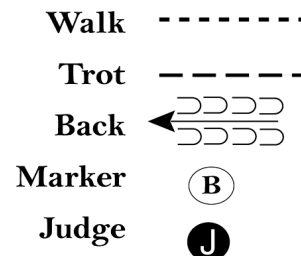
www.HorseShowPatterns.com



Be ready at A.

1. Trot from A around B and half way to the Judge.
2. Break to the walk.
3. Walk to the Judge and set up for inspection.
4. When dismissed, perform a 270 degree turn and trot straight away from the Judge.

Follow the instructions of your ring steward.



[S/1-33]

Pattern Provided by:

MIHA

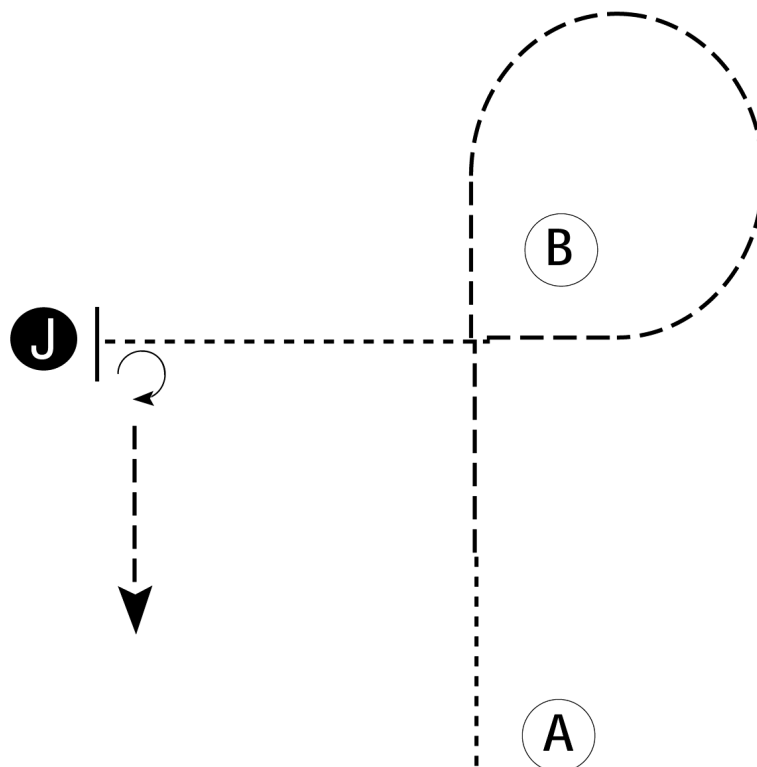
2013 MIHA Senior meets

Saddle Seat Showmanship #3

Show Date: August through September

www.HorseShowPatterns.com

www.HorseShowPatterns.com



Be ready at A.

1. Walk halfway to B.
2. Trot to and around B as shown.
3. When just past B, walk to judge and set up for inspection.
4. When dismissed, perform a 270 degree turn and trot away.

Follow the instructions of your ring steward.

Walk	-----
Trot	- - - - -
Back	←
Marker	(B)
Judge	(J)

[S/1-79]

Pattern Provided by:

MIHA

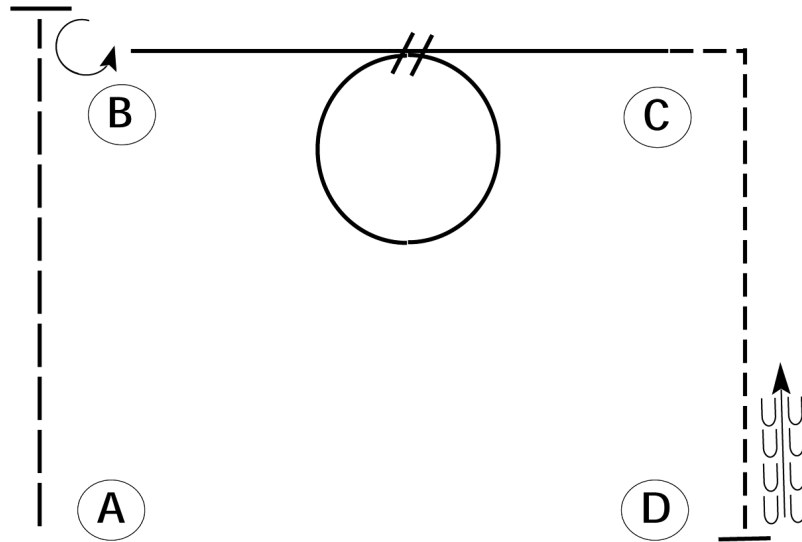
2013 MIHA Senior meets

Western Horsemanship #1

Show Date: August through September

www.HorseShowPatterns.com

www.HorseShowPatterns.com



Be ready at A.

1. Extended trot from A past B.
2. Stop past B and perform a 270 degree turn to the left.
3. Lope on the left lead halfway to C.
4. Perform a simple lead change and lope a circle to the right.
5. Continue to lope to C.
6. At C, break to a jog and jog to D.
7. Stop and back approximately one horse length.

Follow the instructions of your ring steward.

Walk	-----
Jog	- - - - -
Extended Jog	- - - - -
Lope	
Lead Change	
Back	
Marker	(B)

[WH/1-88]

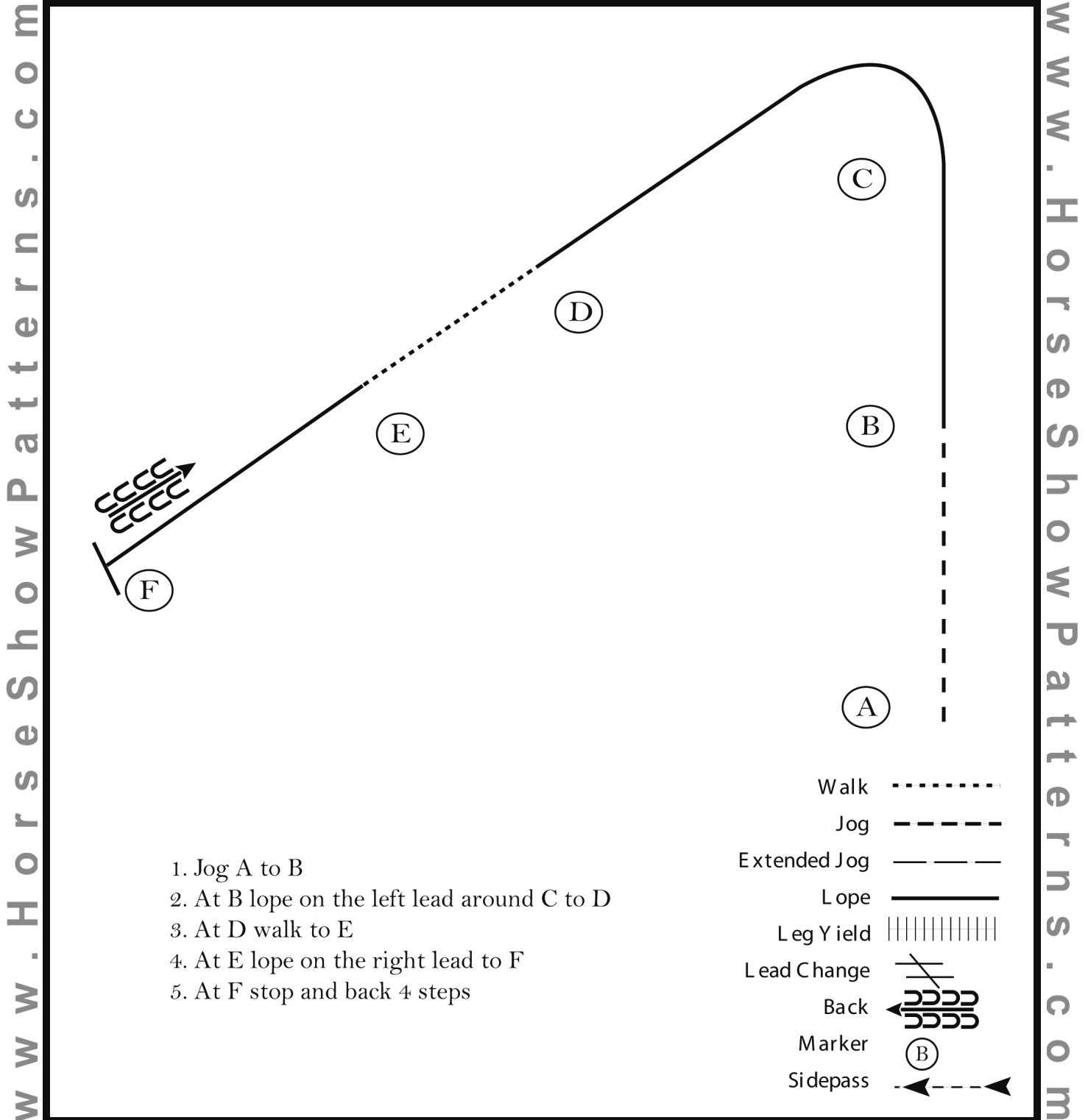
Pattern Provided by:

MIHA

2013 MIHA Senior meets

Western Horsemanship #2

Show Date: August through September



[WH/1-31]

Pattern Provided by:

MIHA

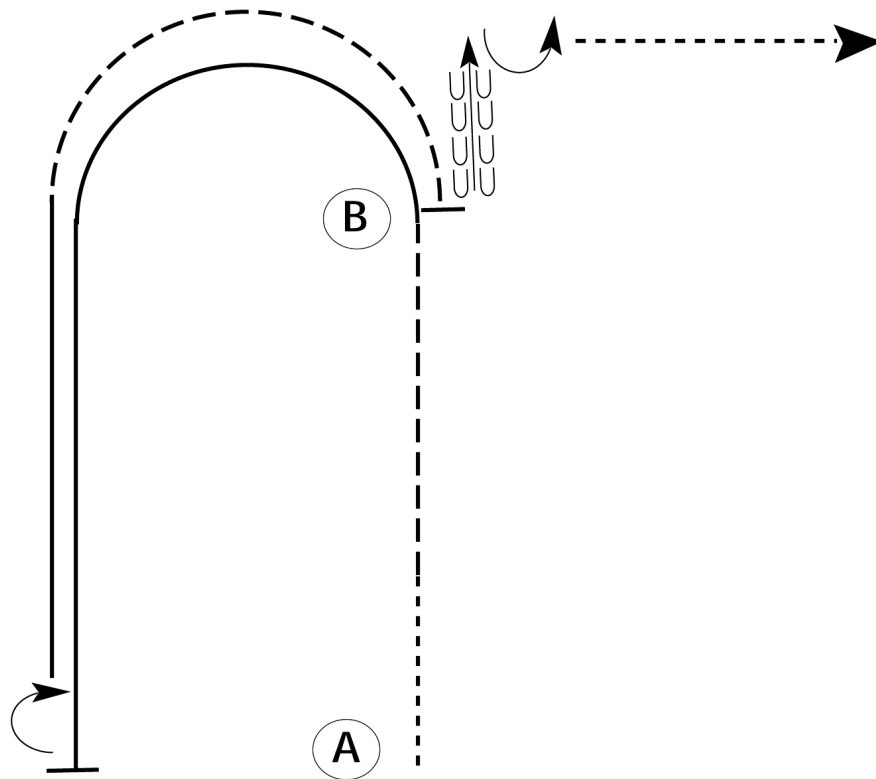
2013 MIHA Senior meets

Western Horsemanship #3

Show Date: August through September

www.HorseShowPatterns.com

www.HorseShowPatterns.com



Be ready at A.

1. Walk approximately 2 horse lengths from A.
2. Jog to B.
3. Lope on the left lead in a half circle and then straight until even with A.
4. Stop and perform a 180 degree turn to the right.
5. Lope on the right lead until even with B.
6. Jog to B.
7. Stop at B and back approximately one horse length.
8. Perform a 90 degree turn to the left and walk straight away.

Follow the instructions of your ring steward.

Walk	-----
Jog	- - - - -
Extended Jog	- _ _ _ -
Lope	
Lead Change	
Back	
Marker	(B)

[WH/1-84]

Pattern Provided by:

MIHA

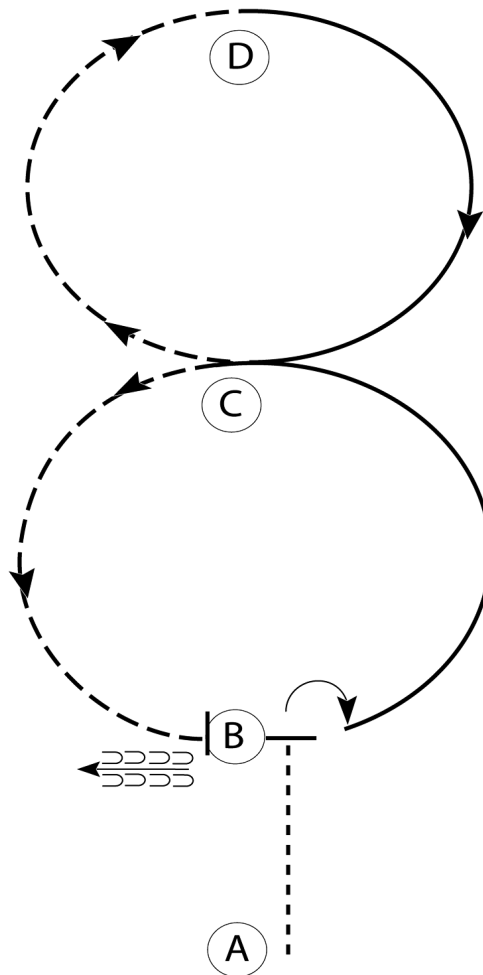
2013 MIHA Senior meets

Hunt Seat Equitation #2

Show Date: August through September

www.HorseShowPatterns.com

www.HorseShowPatterns.com



Be ready at A.

1. Walk to B.
2. Stop at B and perform a 90 degree turn to the right on the forehand.
3. Canter on the left lead to C.
4. Posting trot from C to D.
5. Canter on the right lead from D to C.
6. Posting trot from C to B.
7. Stop at B and back one horse length.

Follow the instructions of your ring steward.

Walk	-----
Trot	-----
Extended Trot	-----
Canter	-----
Leg Yield	
Lead Change	
Back	←←←←←
Marker	(B)
Sidepass	←←←←←
Hand Gallop	-----

[HSE/2-13]

Pattern Provided by:

MIHA

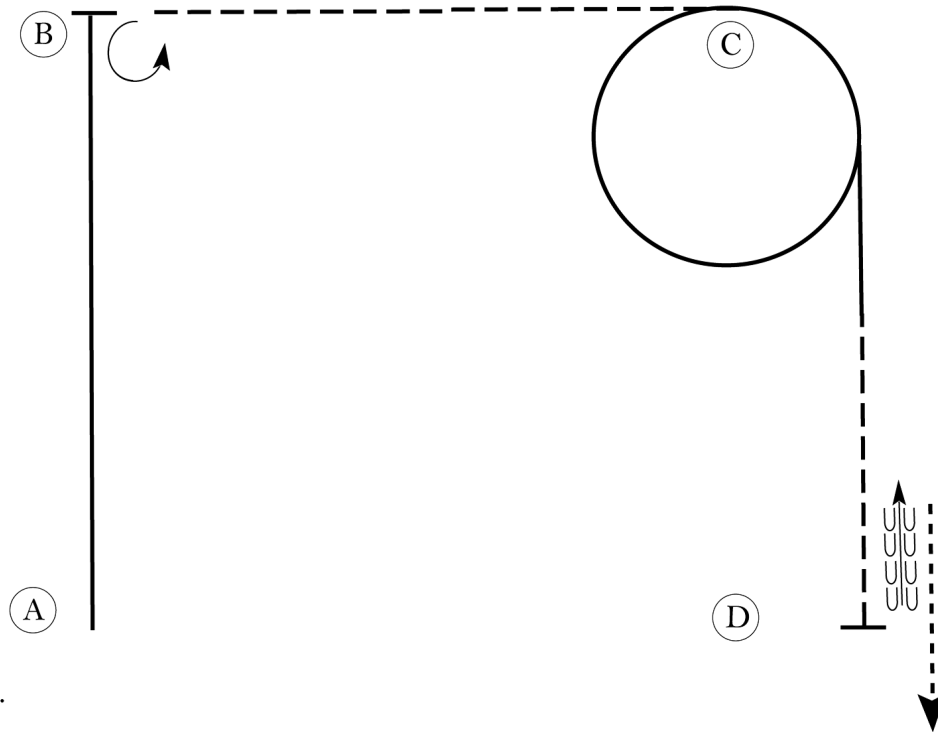
2013 MIHA Senior meets

Hunt Seat Equitation #3

Show Date: August through September

www.HorseShowPatterns.com

www.HorseShowPatterns.com



Be ready at A.

1. Canter on the left lead to B.
2. Stop at B and execute a 270 degree turn on the haunches to the left.
3. Posting trot on the right diagonal to C.
4. Canter on the right lead in a circle around C.
5. Continue on the right lead halfway to D.
6. Posting trot on the left diagonal to D.
7. Stop at D and back approximately one horse length.
8. Walk forward to and past D.

Follow the instructions of your ring steward.

Walk	-----
Trot	-----
Extended Trot	-----
Canter	-----
Leg Yield	
Lead Change	↗↘
Back	←←←←
Marker	(B)
Sidepass	←←←←
Hand Gallop	-----

[HSE/2-43]

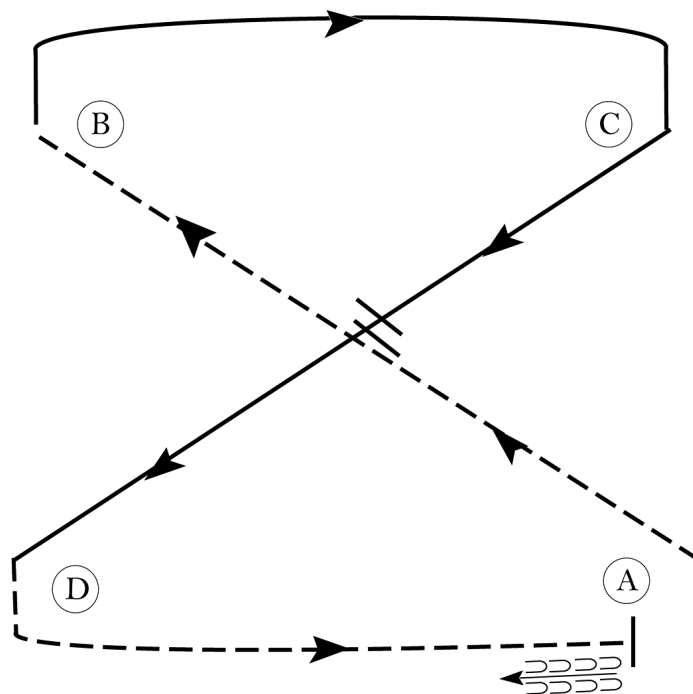
Pattern Provided by:

MIHA

2013 MIHA Senior meets

Hunt Seat Equitation #1

Show Date: August through September



Be ready at A.

1. Posting trot on the left diagonal to B.
2. Canter on the right lead to and around C and 1/2 way to D.
3. Change leads and canter to D.
4. Posting trot on the right diagonal to A.
5. Halt at A and back approximately one horse length.

Exit at a sitting trot.

Walk	-----
Trot	- - - - -
Extended Trot	— — — — —
Canter	— — — — —
Leg Yield	
Lead Change	— — — — —
Back	← ← ← ← ←
Marker	(B)
Sidepass	← — — — —
Hand Gallop	— — — — —

[HSE/2-24]

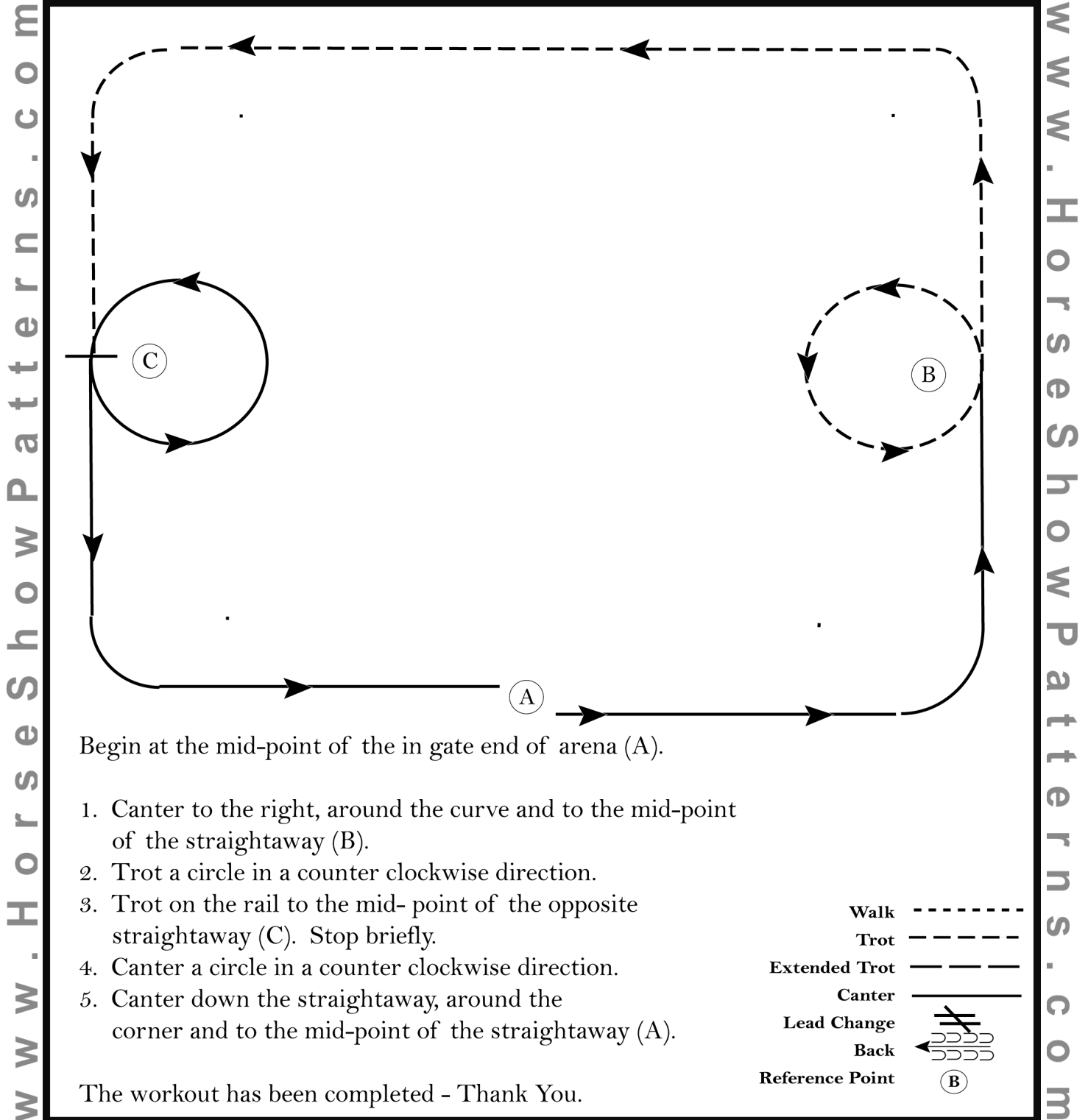
Pattern Provided by:

MIHA

2013 MIHA Senior meets

Saddle Seat Equitation #1

Show Date: August through September



[SSE/4]

Pattern Provided by:

MIHA

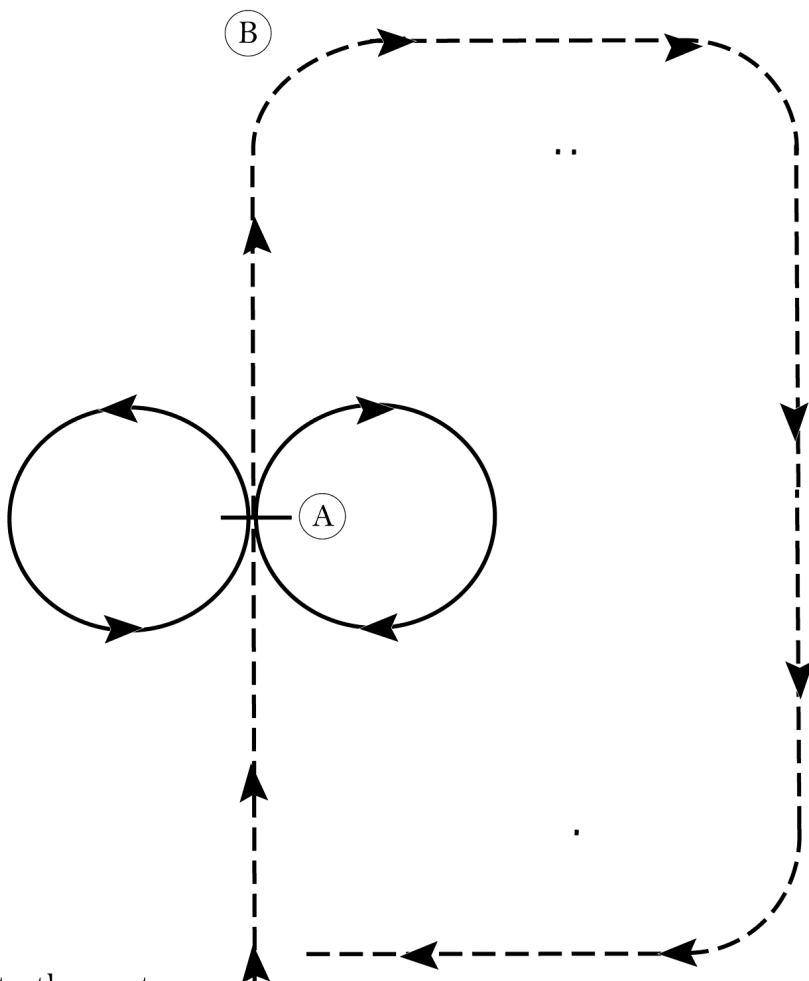
2013 MIHA Senior meets

Saddle Seat Equitation #2

Show Date: August through September

www.HorseShowPatterns.com

www.HorseShowPatterns.com



Enter the arena at the trot.

1. Trot down the center line to the center point of the arena (A). Stop briefly.
2. Canter a figure eight - the first circle clockwise and the second circle counter clockwise. Stop briefly.
3. Trot down the center line to the midpoint of the far end of the arena (B).
4. Make a right turn and proceed around the curve, down the straightaway, around the next curve and exit.

The workout has been completed - Thank You.

Walk	-----
Trot	- - - - -
Extended Trot	— — — — —
Canter	— — — — —
Lead Change	
Back	
Reference Point	(B)

[SSE/7]

Pattern Provided by:

MIHA

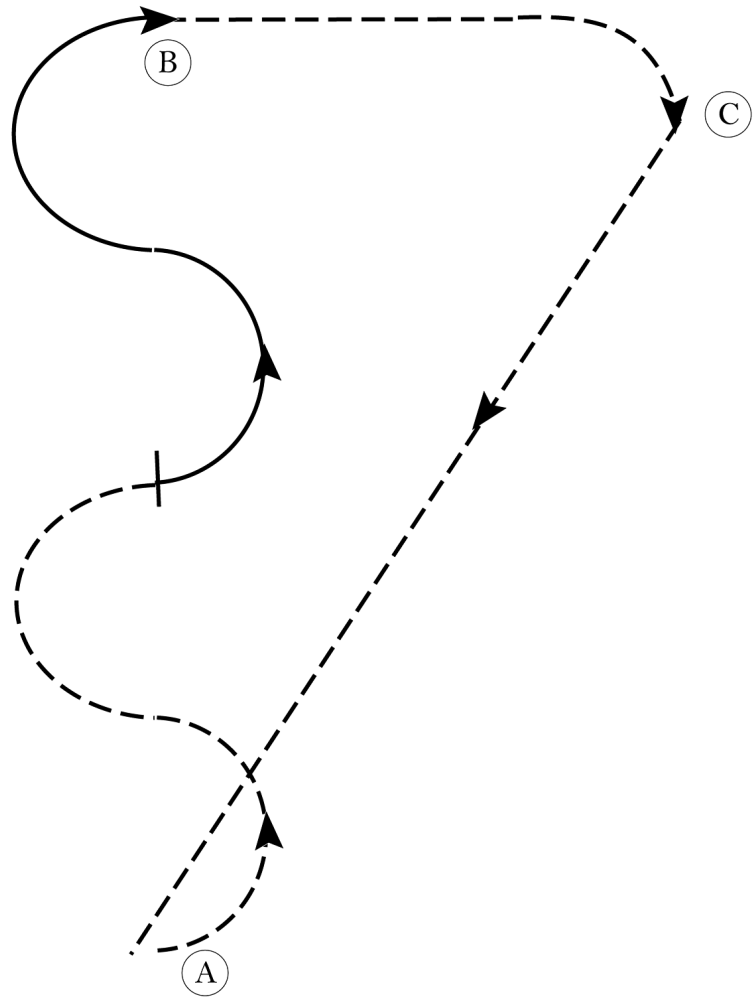
2013 MIHA Senior meets

Saddle Seat Equitation #3

Show Date: August through September

www.HorseShowPatterns.com

www.HorseShowPatterns.com



Begin at the in gate.

1. Trot the first half circle to the right on the right diagonal.
2. Trot the second half circle on the left diagonal.
3. Stop briefly in the center of the arena.
4. Canter the third half circle on the left lead.
5. Canter the fourth half circle on the right lead.
6. Go directly into the trot (B) in a clockwise direction along the rail and around curve (C).
7. Continue the trot in a diagonal line to the out gate (A) - diagonal is your option.

The workout has been completed - Thank You.

Walk	-----
Trot	-----
Extended Trot	-----
Canter	-----
Lead Change	
Back	
Reference Point	(B)

[SSE/15]

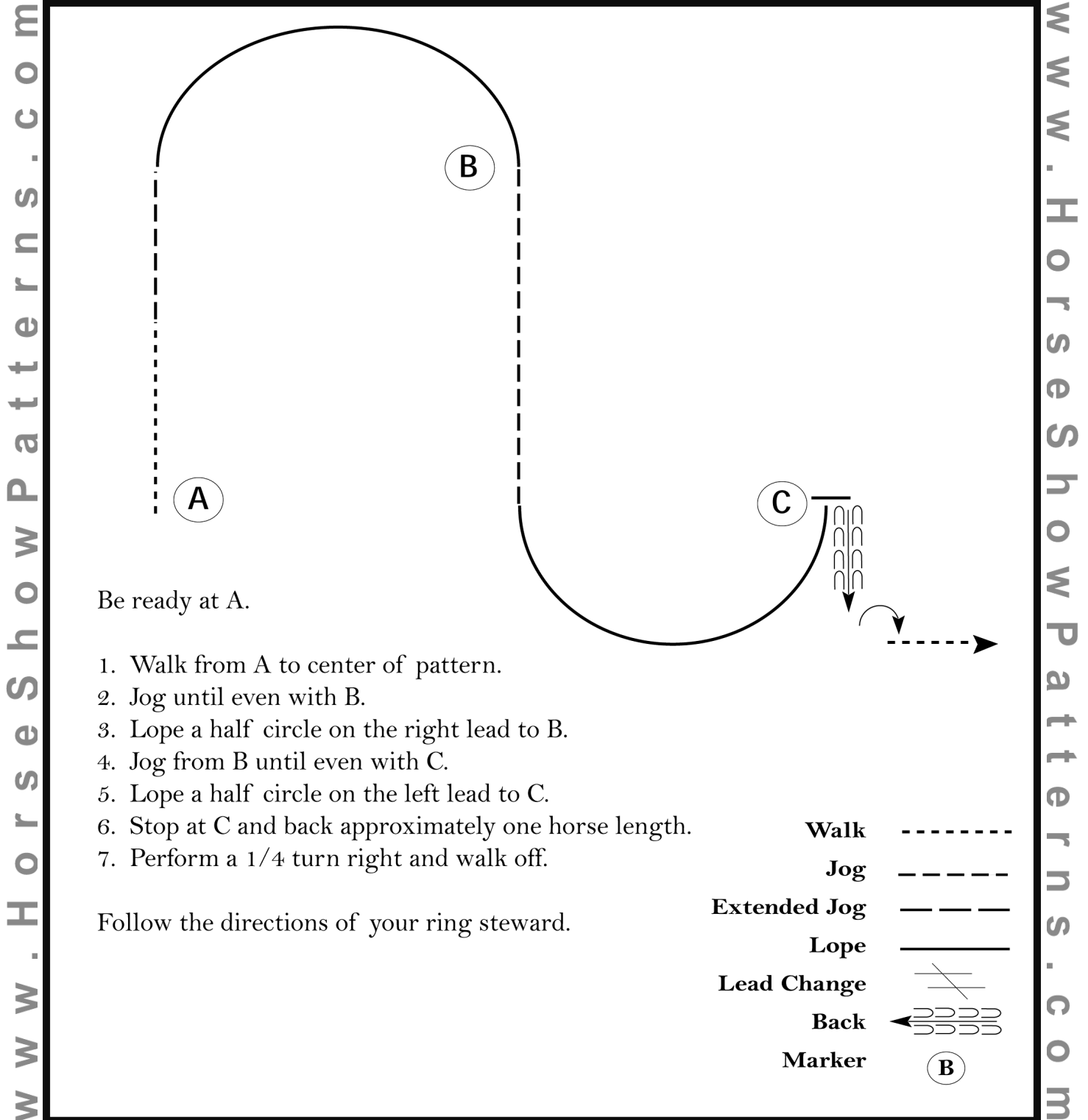
Pattern Provided by:

MIHA

2013 MIHA Senior meets

Western Bareback #2

Show Date: August through September



[WH/1-80]

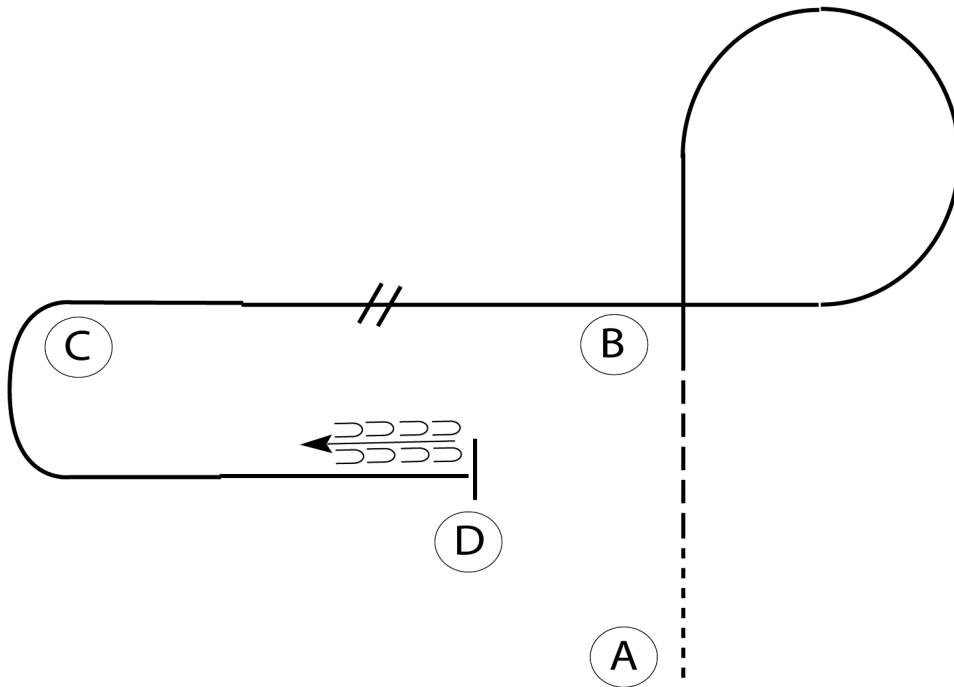
Pattern Provided by:

MIHA

2013 MIHA Senior meets

Western Bareback #1

Show Date: August through September



Be ready at A.

1. Walk 2 horse lengths from A.
2. Jog to B.
3. Lope a circle to the right.
4. Halfway between B and C, perform a simple lead change.
5. Lope on the left lead to D.
6. Stop at D and back approximately one horse length.

Follow the instructions of your ring steward.

Walk	-----
Jog	-----
Extended Jog	-----
Lope	-----
Leg Yield	
Lead Change	---/---
Back	← u u u
Marker	(B)
Sidepass	←-----→

[WH/1-70]

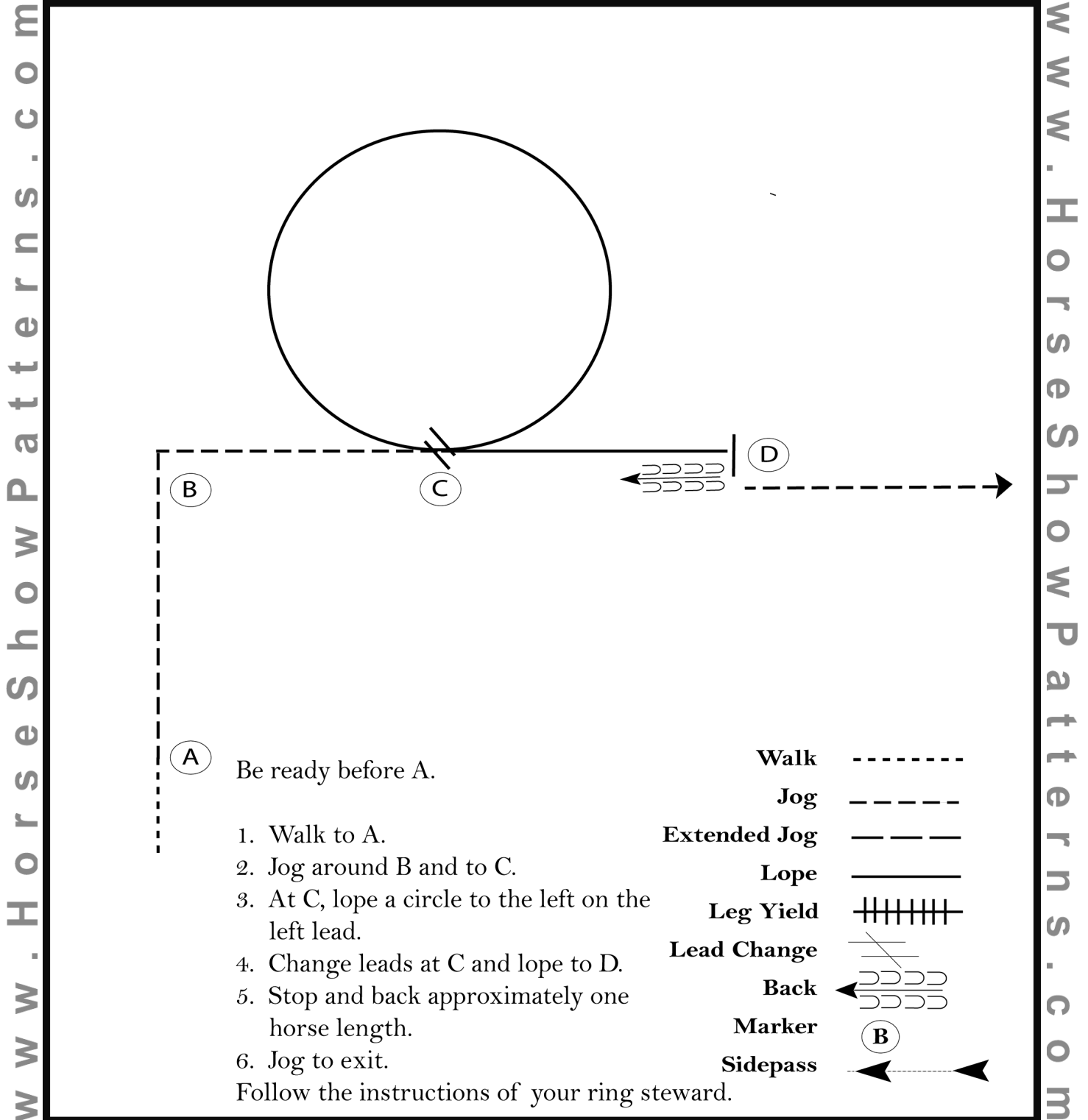
Pattern Provided by:

MIHA

2013 MIHA Senior meets

Western Bareback #3

Show Date: August through September



[WH/1-65]

Pattern Provided by:

MIHA

www.HorseShowPatterns.com

www.HorseShowPatterns.com

www.HorseShowPatterns.com



www.HorseShowPatterns.com

- www.HorseShowPatterns.com

www.HorseShowPatterns.com

www.HorseShowPatterns.com

www.HorseShowPatterns.com

www.HorseShowPatterns.com

www.HorseShowPatterns.com

2013 MIHA Senior meets

Hunt Seat Bareback #2

Show Date: August through September

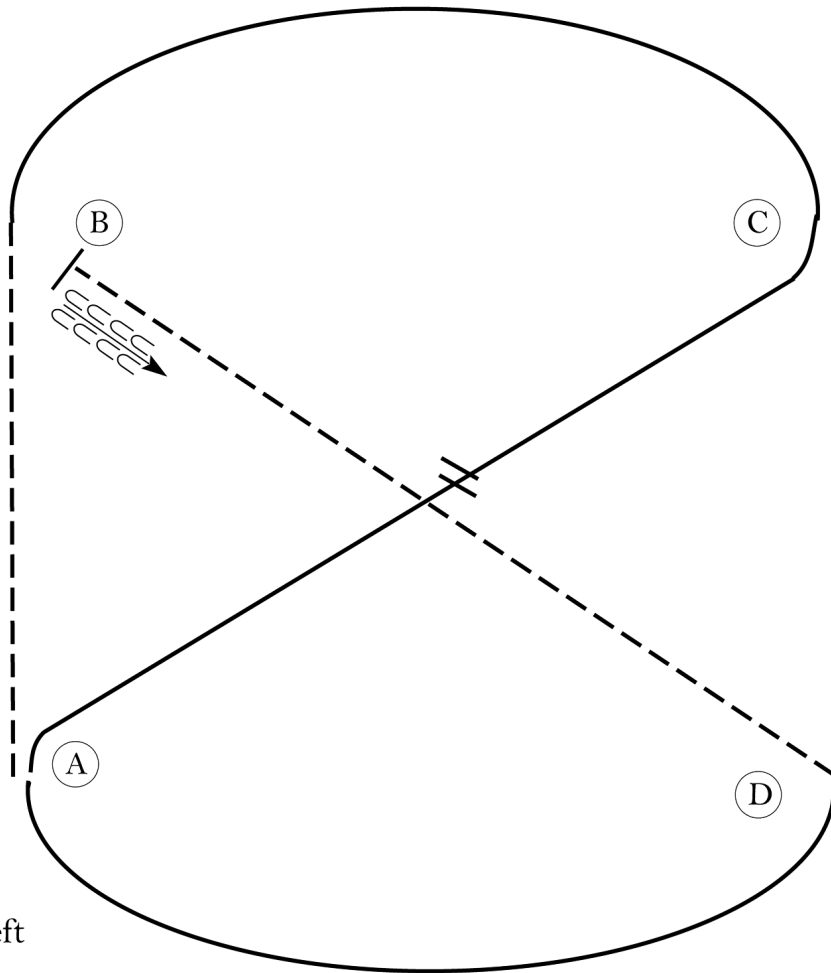
www.HorseShowPatterns.com

www.HorseShowPatterns.com

Be ready at A.

1. Trot on the left diagonal to B.
2. Canter on the right lead to and around C and half way to A.
3. Perform a simple lead change between C and A.
4. Canter around A and to D.
5. Trot on the right diagonal from D to B.
6. Stop at B and back approximately one horse length.

Walk off and follow the directions of your ring steward.



Walk	-----
Trot	-----
Extended Trot	-----
Canter	-----
Lead Change	-----
Back	←-----
Marker	(B)
Hand Gallop	-----

[HSE/1-52]

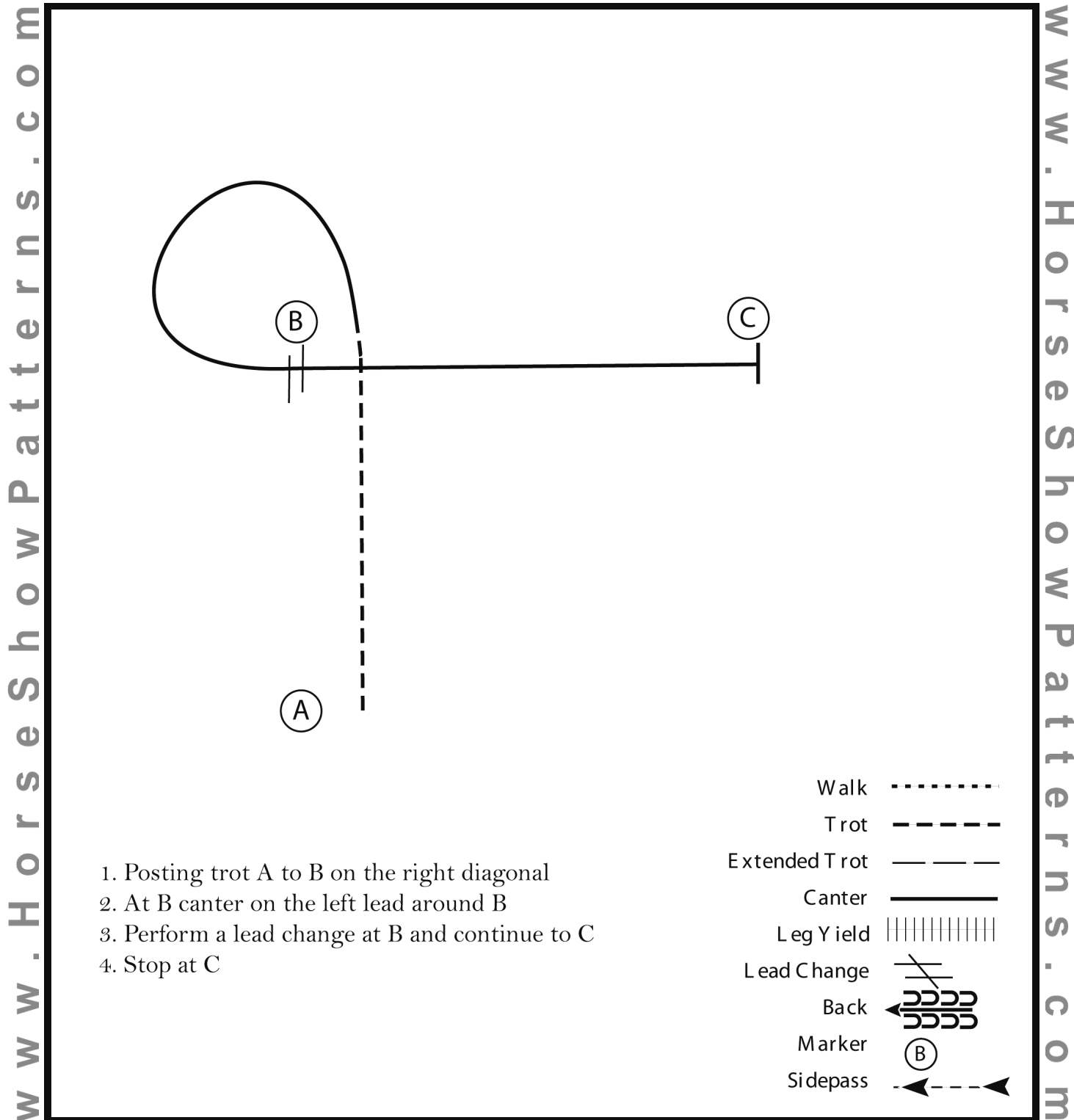
Pattern Provided by:

MIHA

2013 MIHA Senior meets

Hunt Seat Bareback #3

Show Date: August through September



[HSE/1-8]

Pattern Provided by:

MIHA

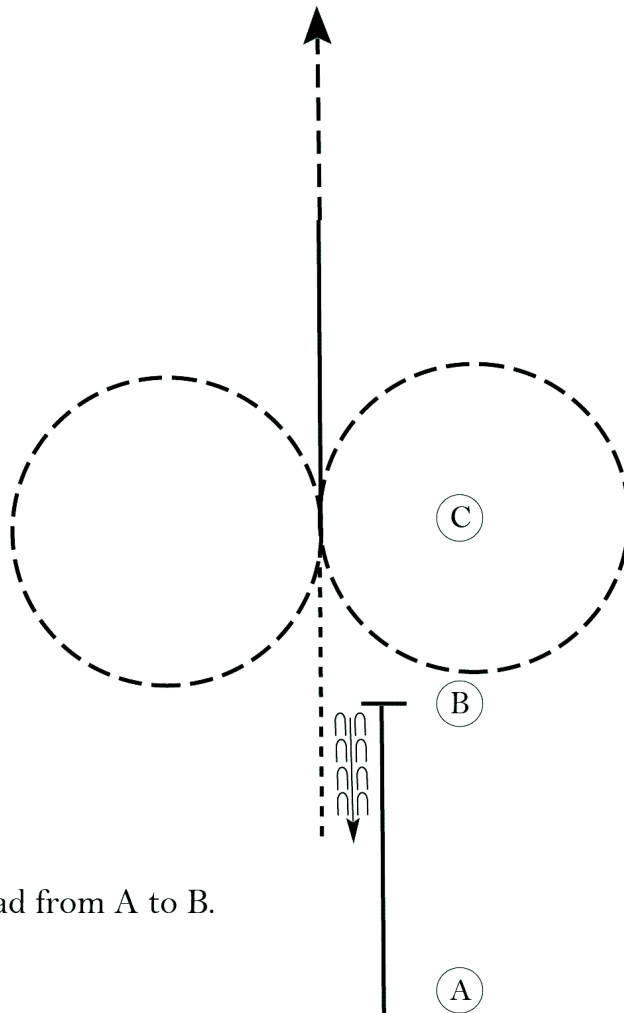
2013 MIHA Senior meets

Saddle Seat Bareback #1

Show Date: August through September

www.HorseShowPatterns.com

www.HorseShowPatterns.com



Be ready at A.

1. Canter on the left lead from A to B.
2. At B, stop and back.
3. Walk to C.
4. At C, trot a figure eight starting to the right.
5. At C, canter on the right lead.
6. Break to the trot and trot straight away.

Follow the instructions of your ring steward.

Walk	-----
Trot	- - - - -
Extended Trot	— — — — —
Canter	— — — — —
Leg Yield	
Lead Change	— — — — —
Back	← ← ← ← ←
Marker	(B)
Sidepass	← — — — — →
Hand Gallop	— — — — —

[HSE/1-19]

Pattern Provided by:

MIHA

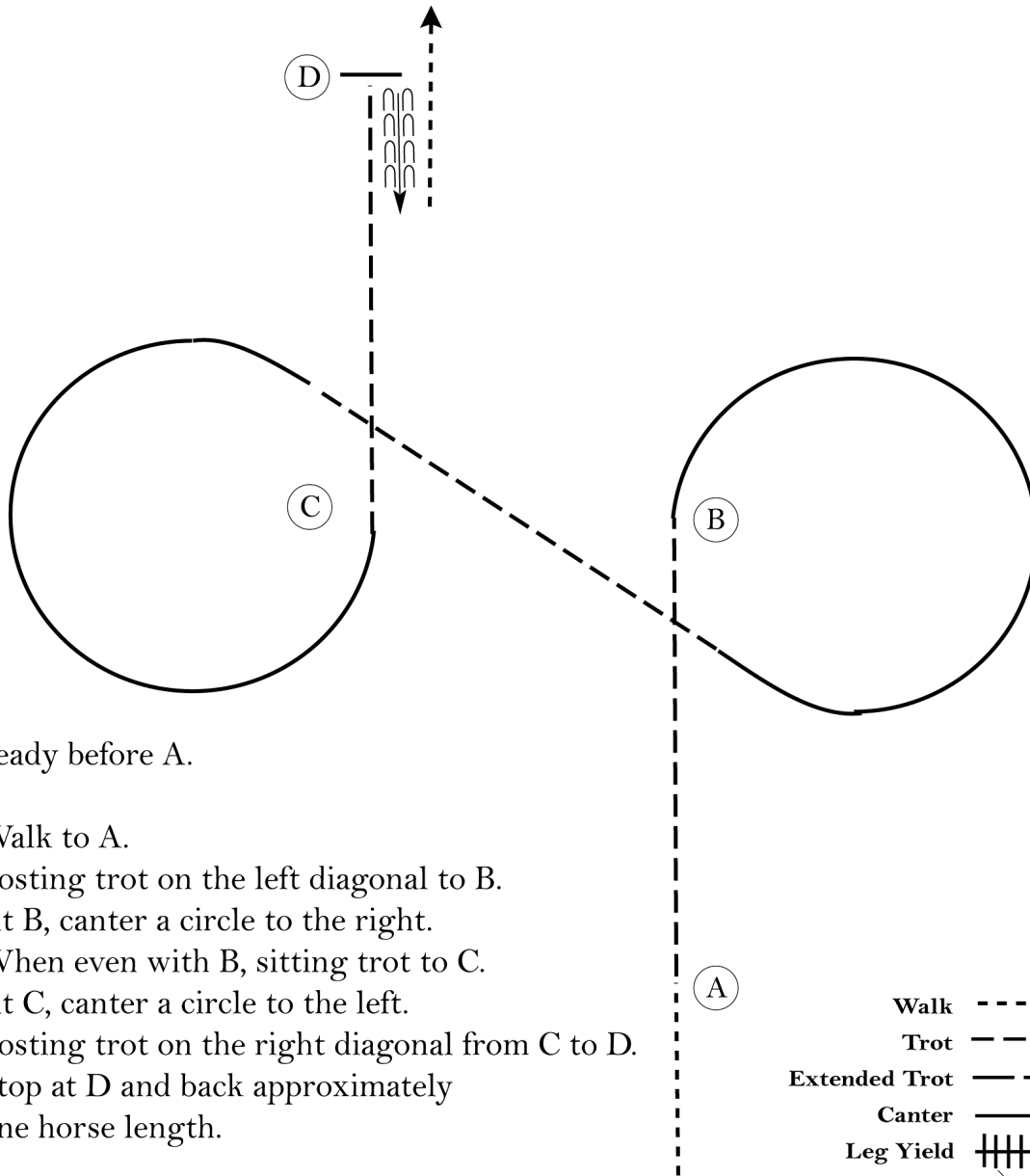
2013 MIHA Senior meets

Saddle Seat Bareback #2

Show Date: August through September

www.HorseShowPatterns.com

www.HorseShowPatterns.com



Exit at a walk.

Follow the instructions of your ring steward.

Walk	-----
Trot	- - - - -
Extended Trot	— — — — —
Canter	— — — — —
Leg Yield	
Lead Change	— — — — —
Back	← ← ← ← ←
Marker	(B)
Sidepass	← — — — — →
Hand Gallop	— — — — —

[HSE/1-41]

Pattern Provided by:

MIHA

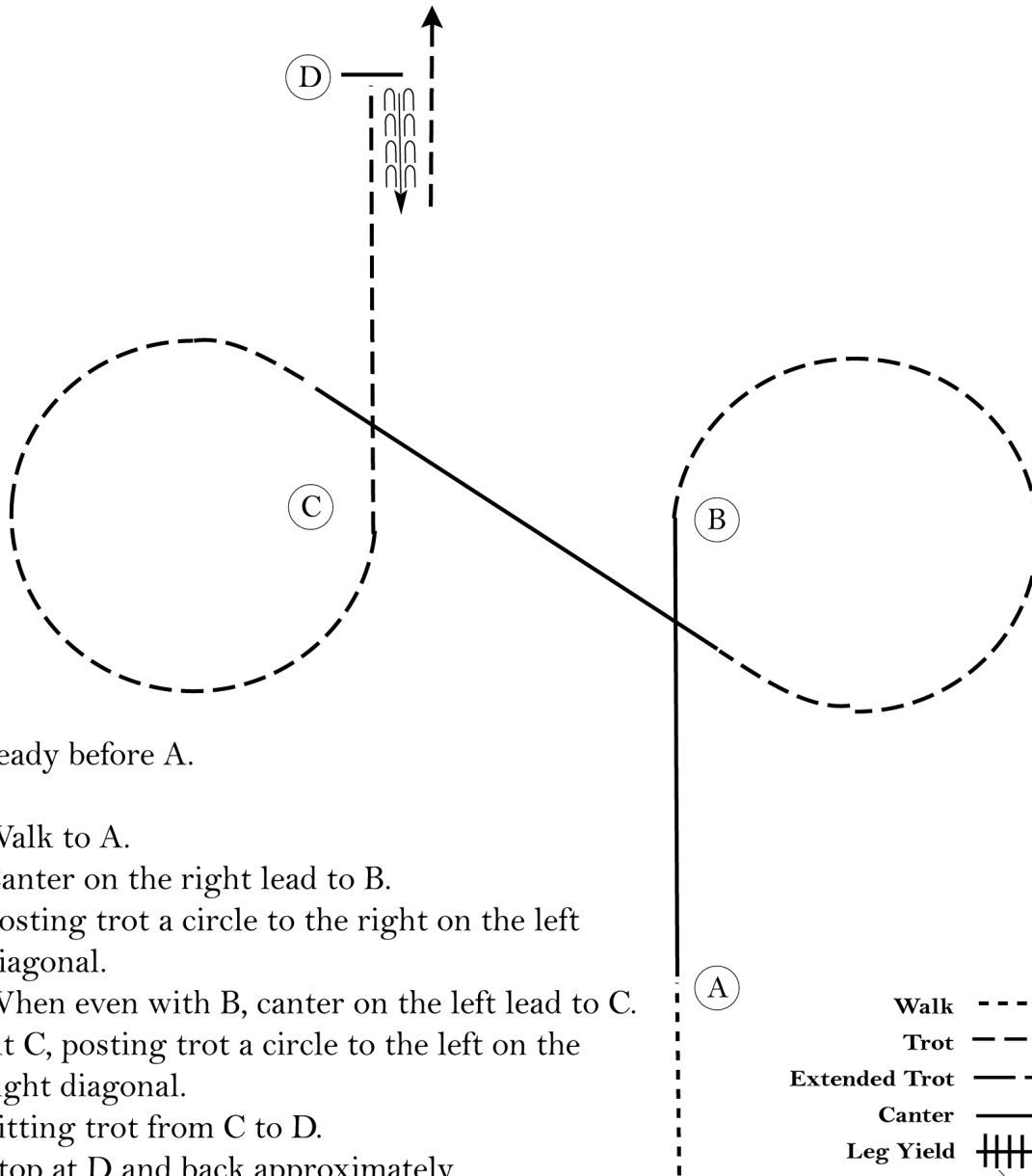
2013 MIHA Senior meets

Saddle Seat Bareback #3

Show Date: August through September

www.HorseShowPatterns.com

www.HorseShowPatterns.com



Be ready before A.

1. Walk to A.
2. Canter on the right lead to B.
3. Posting trot a circle to the right on the left diagonal.
4. When even with B, canter on the left lead to C.
5. At C, posting trot a circle to the left on the right diagonal.
6. Sitting trot from C to D.
7. Stop at D and back approximately one horse length.

Exit at a sitting trot.

Follow the instructions of your ring steward.

Walk	-----
Trot	- - - - -
Extended Trot	=====
Canter	=====
Leg Yield	
Lead Change	↗ ↘
Back	← ← ← ← ←
Marker	(B)
Sidepass	← ← ← ← ←
Hand Gallop	=====

[HSE/2-41]

Pattern Provided by:

MIHA